



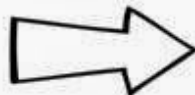
Glue here!

Directions:

1. Color the pictures.
2. Cut on the dotted lines.
3. Glue the edges to make a hat.



©A. Morrison, 2014, The Primary Techie



Glue here!