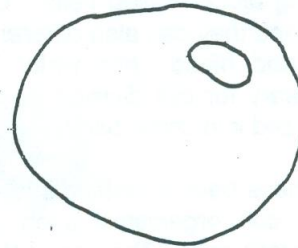


Cell Diagram



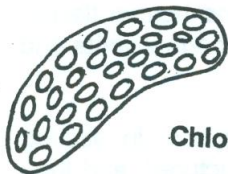
Mitochondria



Nucleus



Lysosome



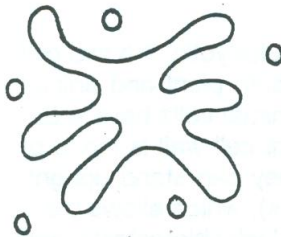
Chloroplast




Centriole



Ribosomes




Golgi Complex



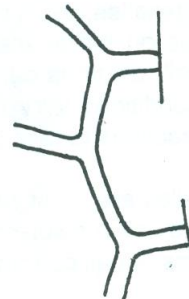
Vacuole



Peroxisome




Rough Endoplasmic Reticulum



Cell Wall



Endoplasmic Reticulum



Cell Membrane