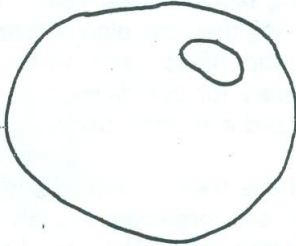


# Cell Diagram



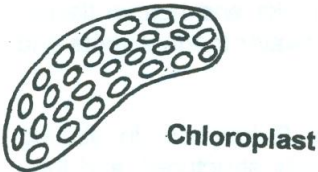
Mitochondria



Nucleus



Lysosome



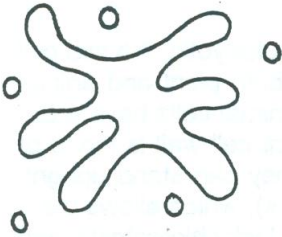
Chloroplast



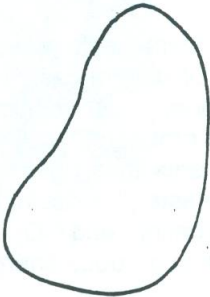
Centriole



Ribosomes




Golgi Complex



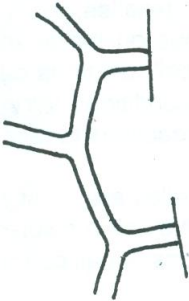
Vacuole



Peroxisome



Rough Endoplasmic Reticulum



Cell Wall



Endoplasmic Reticulum



Cell Membrane