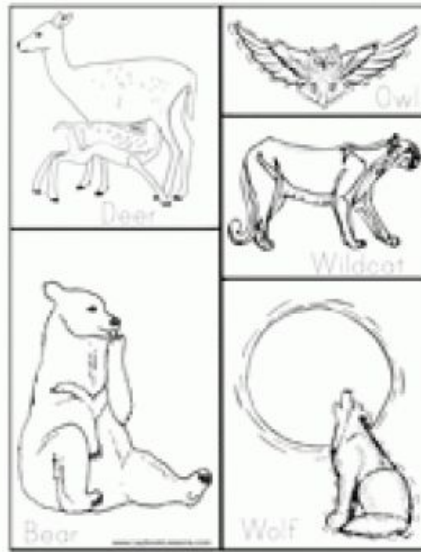




Little House in the Big Woods

www.LapbookLessons.com



The Smokehouse

Color the smokehouse, and attach the door with a piece of tape or string.

Write your own three history facts, or glue a piece of paper (like from 800) about an event and a little story of history events (about smoking) inside to smoking.

For a snack, have lunch party, or if you have a smoker and some wild game, make some hot party.

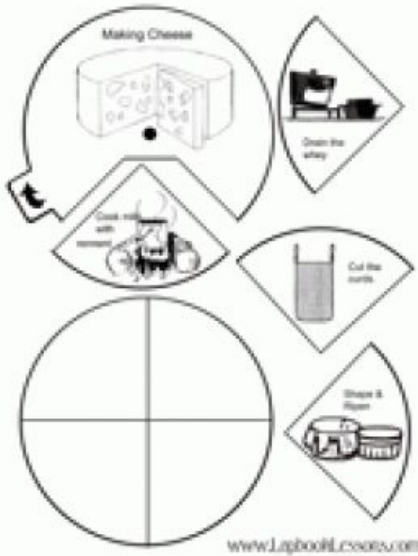
Optional Craft: Cut children cut out shapes of meat and bread from an old paper, from being up.

Cultural Activity: The air space around the smokehouse (the food) looks like that they need to use the same for.

- Please bring many 3 sets of words... use your words to say "Dear"
- Please bring 3 sets of 1 hole of paper...
- Please gather the sticks from the yard...

www.LapbookLessons.com

Little House Lapbook in the Big Woods MEMBERS **PRINT** FREE HERE



www.LapbookLessons.com




Christmas Mittens

Color these mittens with your favorite design. Then cut out the labels and glue them over the correct mitten.

Left
Right

www.LapbookLessons.com



Cut out and fold into three's. Cut a slice on the dotted lines. Try and push up a bag of nuts and see your other nuts there. On the inside write about the nuts' facts. Did you like them?

www.LapbookLessons.com